









# RETURN OF POSTAL VOTES FOR UK PARLIAMENTARY (GENERAL) ELECTION ON THURSDAY 4 JULY 2024

## COMPLETING THE POSTAL VOTING DOCUMENTS RETURN FORM

### STEP-BY-STEP INSTRUCTIONS

1. Complete **Section 1** accordingly, and where applicable:
  -  **Circle** the relevant *Yes / No* option(s) (for questions 1 to 4)
  -  Insert the number of electors / envelopes (for questions 2 and 4)
  -  Refer to the guidance overleaf (if needed) (for questions 2 and 3)
2. Complete **Section 2** accordingly, making sure you provide:
  -  Your **full name** (i.e. first name(s) and last name)
  -  Your **full address** (i.e. house/flat number or name, street, town, postcode)
  -  The handing in **reason** (only if you're handing in the postal votes of others)
  -  Read the **declaration** and **delete (a) or (b)** (as appropriate)
  -  Sign **and** date under the declaration (i.e. today's date)
3. Hand your postal vote(s) **and** filled-in form to the relevant staff who will **check** it has been **completed satisfactorily**
4. The relevant staff will complete **Section 3** accordingly



The law requires that if the return form is not completed (e.g. you refuse to complete one) or is not completed fully and/or satisfactorily your postal vote(s) **WILL BE REJECTED**