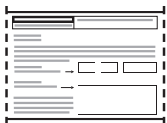


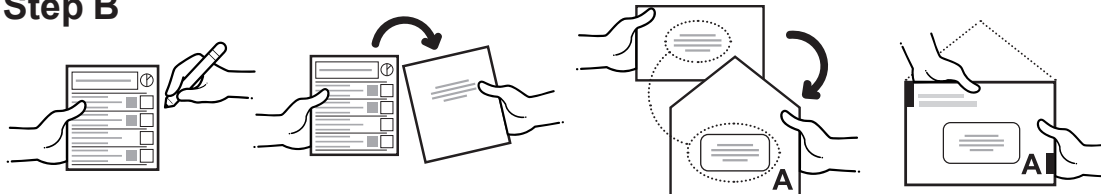
i Instructions for voting by post

Step A



- Carefully separate your Postal Voting Statement from any attached items

Step B



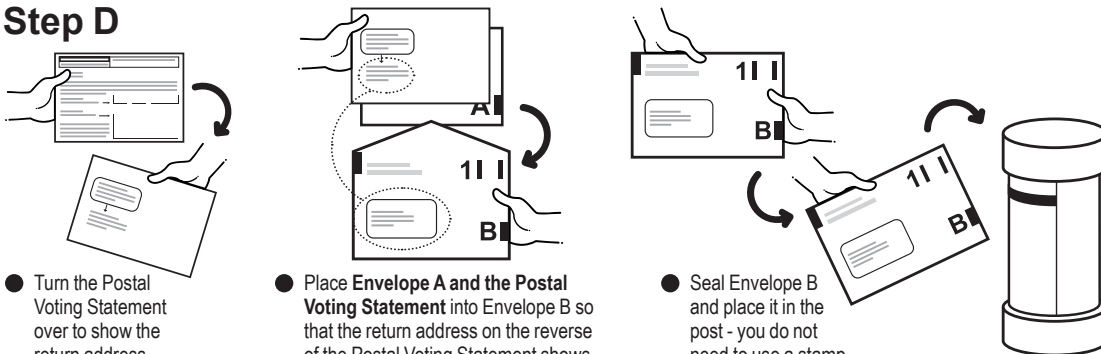
- Complete your ballot paper in black ink
- Turn your ballot paper over to show the ballot paper number on the reverse
- Place your completed ballot paper into Envelope A so that the ballot paper number on the reverse of one shows through the window of Envelope A
- Seal Envelope A

Step C



- Complete the Postal Voting Statement in black ink - take care to follow the instructions

Step D



- Turn the Postal Voting Statement over to show the return address
- Place **Envelope A and the Postal Voting Statement** into Envelope B so that the return address on the reverse of the Postal Voting Statement shows through the window of Envelope B
- Seal Envelope B and place it in the post - you do not need to use a stamp

i Getting help

- If you need help to vote, you can ask someone you know or get independent help by calling the helpline on **0116 288 8961**. The person helping you must not tell anyone how you voted.
- Please call the helpline if you require copies of this form or guidance in Braille or languages other than English.
- If you make a mistake, or lose your postal ballot paper or this statement, you can get a replacement. Call us immediately as **we can only issue a replacement before 5pm on Thursday 4 July 2024**. If you apply **after 5pm on Wednesday 3 July 2024** we can only issue a replacement if you return this ballot pack in person.

i Please read through carefully. If you need help, please call us on 0116 288 8961

- 1 For your vote to be counted, you must fill in and return this postal voting statement with your ballot paper for this **UK Parliamentary Election**.

- 2 Make sure you have filled in the **date of birth** and (unless you have been granted a waiver) the **signature box** on this postal voting statement. If you **have** been granted a waiver you do not need to sign.

- UK Parliamentary election (White ballot paper)**
Vote for only one candidate by putting a cross in the box next to your choice.

- 3 Do not mark the ballot paper in any other way or your vote may not count.

- 4 We must get your postal vote by **10pm on Thursday 4 July 2024**.

- 5 If you miss the post, you can hand in your postal vote and/or the postal vote of others at the Council Offices during office hours to a person authorised to receive postal votes or at any polling station in the electoral area **before 10pm on Thursday 4 July 2024**.

- 6 You will be provided with a form which you must complete for the postal vote(s) you are handing in to be accepted.

- 7 You can hand in your own postal vote and postal votes for up to 5 other voters.

- 8 If you are a political campaigner - you can only hand in your own postal vote plus the votes of up to 5 family members or people for whom you provide regular care.

- 9 Do not put any postal votes in the letter box of the Council Offices or leave any postal votes at unattended reception points as they will be rejected.

- 10 If you would rather vote in person or ask someone else to vote on your behalf (if you are not already an appointed proxy) you must cancel your postal vote **before 5pm on Wednesday 19 June 2024**. If you decide to cancel and vote in person, you will need to bring a form of accepted photographic identification. If a person is voting on your behalf as proxy they need to bring their own identification.

- 11 After we receive your postal voting statement and ballot paper, you cannot vote in person at a polling station in these elections.

Electoral fraud is a crime. It is an offence to vote more than once at the same election unless you are voting on your own behalf and as a proxy for another person. Whether you vote in person or via post, it is an offence for someone to try to find out who you are voting for whilst you are putting your mark on your ballot paper, or to then reveal that information. **The Acting Returning Officer issued this statement.**

Web: www.oadby-wigston.gov.uk/elections | Email: electoral.services@oadby-wigston.gov.uk | Helpline: **0116 288 8961**